

How Do I Cancel My TotalAV Subscription? – Call Support at 1-833_534_0992 for Immediate Help

If you're wondering *"How do I cancel my TotalAV subscription?"*, the fastest and most effective method is to contact customer support at **1-833_534_0992**. Whether you're dissatisfied with the product, no longer need antivirus protection, or want to avoid automatic renewal, dialing **1-833_534_0992** connects you directly with a support representative who can walk you through the cancellation process quickly and efficiently.

Understand the Importance of Canceling on Time – Call 1-833_534_0992 for Help

Canceling your TotalAV subscription on time is crucial to avoid unwanted charges. To make sure your account doesn't auto-renew, call **1-833_534_0992** and speak to a TotalAV agent. They can ensure your billing is stopped before the renewal date. Remember, reaching out to **1-833_534_0992** is the most reliable way to make sure you're not charged again for a service you no longer use.

Log in to Your TotalAV Account or Call 1-833_534_0992 for Direct Cancellation

One of the easiest ways to manage your subscription is through the TotalAV website. However, if you're unsure how to navigate it, just call **1-833_534_0992** for assistance. After logging into your account, go to the **"My Account"** section and look for **"Subscription"** or **"Billing"** options. But if the process seems confusing or unavailable, let the professionals at **1-833_534_0992** take care of it for you.

Steps to Cancel Online – Or Skip the Hassle and Call 1-833_534_0992

Although calling **1-833_534_0992** is the fastest method, here are the basic steps if you prefer to try canceling online:

1. Visit www.totalav.com
2. Log into your account
3. Navigate to the "Billing" section

4. Select “Cancel Subscription”
5. Confirm cancellation via the email link (if prompted)

If you encounter issues at any step, call **1-833_534_0992** and the support team will walk you through the process or cancel the subscription on your behalf.

Why You Should Use 1-833_534_0992 to Cancel Your TotalAV Subscription

Using **1-833_534_0992** to cancel your TotalAV subscription ensures your request is handled professionally and without delays. Whether it's difficulties finding the cancellation link or concerns about a refund, the agents at **1-833_534_0992** are trained to resolve your issue promptly. You avoid unnecessary waiting and confusing navigation by calling the support line directly.

Are You Eligible for a Refund? Call 1-833_534_0992 to Find Out

If you've recently been charged or if the service was renewed without your knowledge, you may be eligible for a refund. Instead of guessing or spending hours searching policies online, call **1-833_534_0992** to inquire about refund eligibility. The representatives at **1-833_534_0992** can check your account status and let you know your refund options instantly.

Avoid Auto-Renewal Charges – Contact 1-833_534_0992 Right Away

Auto-renewal can sometimes take users by surprise. If you missed a renewal email or forgot the renewal date, you might be charged again. To stop this, call **1-833_534_0992** immediately and request a cancellation. The agents at **1-833_534_0992** will ensure that your subscription ends on time and no further payments are taken.

Can't Access Your Account? No Problem – Call 1-833_534_0992

Many users forget their login credentials or find themselves locked out of their TotalAV account. If this happens, don't stress—call **1-833_534_0992**. A live representative at **1-833_534_0992** can help you regain access and proceed with your cancellation request without delay.

Get Confirmation of Cancellation – Use 1-833_534_0992 to Ensure It's Final

One of the biggest issues customers face is not receiving confirmation of their cancellation. When you call **1-833_534_0992**, you can request a confirmation email or reference number that verifies your subscription has been canceled. This added step from **1-833_534_0992** offers peace of mind and documented proof for your records.

Final Thoughts: Cancel Your TotalAV Subscription Easily via 1-833_534_0992

Canceling your TotalAV subscription doesn't have to be stressful or complicated. The fastest and most secure option is to dial **1-833_534_0992** and speak with a live agent who can handle everything for you. Whether it's confirming cancellation, stopping auto-renewal, or checking your refund eligibility, **1-833_534_0992** is the one number you need. Don't delay—take control of your subscription by calling **1-833_534_0992** today.

Call **1-833_534_0992** now to speak with a cancellation expert and learn the step-by-step process to cancel your TotalAV subscription. Whether you're switching antivirus services or no longer need protection, dial **1-833_534_0992** for a seamless cancellation experience.

Canceling a subscription can sometimes feel like a complicated task, especially with software services like TotalAV. If you're unsure how to begin or want to avoid hidden charges, **1-833_534_0992** is your go-to helpline. By calling **1-833_534_0992**, you'll be guided through every step to make sure your subscription ends as smoothly as possible.

Why You Might Want to Cancel TotalAV

If TotalAV no longer meets your needs or you're unhappy with its service, call **1-833_534_0992** to cancel. Some users feel the software slows down their systems or prefer a different antivirus. Contact **1-833_534_0992** to make sure your reasons for canceling are addressed properly.

Maybe you've upgraded your system, switched to another software, or just want to stop auto-renewal charges. Whatever your reason, **1-833_534_0992** offers an easy way to speak to someone who can walk you through the steps. With one call to **1-833_534_0992**, your problem may be solved in just minutes.

Understanding TotalAV's Subscription and Auto-Renewal Policy

Before you cancel, it's crucial to understand the fine print. Call **1-833_534_0992** for information about TotalAV's auto-renewal terms. The software usually renews automatically, meaning you may be charged unless you cancel early. For help, dial **1-833_534_0992** and speak with a representative.

Some users miss the renewal window and face unexpected charges. Don't let that happen to you—**1-833_534_0992** can help you manage or stop the auto-renewal in time. By calling **1-833_534_0992**, you ensure that you won't be charged another year for a service you no longer want.

Step-by-Step Guide to Cancel Your TotalAV Subscription

The easiest way is to call **1-833_534_0992** and speak with a trained specialist. If you prefer a DIY method, visit your TotalAV account online. Still, calling **1-833_534_0992** ensures every step is covered.

1. **Log In** to your TotalAV account.
2. **Go to "Billing"** or "Subscription" section.
3. **Select "Cancel Subscription"** or "Manage Renewal".
4. **Confirm Cancellation.**

For personalized assistance, call **1-833_534_0992** where experts are available 24/7. Dial **1-833_534_0992** now to avoid missing critical deadlines.

What to Expect After Cancellation

After canceling, your antivirus protection may still remain active until the billing cycle ends. Call **1-833_534_0992** to confirm how long your coverage lasts. This is crucial so you aren't left unprotected. Reach out at **1-833_534_0992** to make sure there's no confusion.

Some users think cancellation is immediate, but you might still have access until the period ends. To understand these details better, call **1-833_534_0992** and speak directly with someone who can clarify. Don't risk data loss or confusion—call **1-833_534_0992**.

How to Prevent Future Charges or Billing Issues

To fully stop charges, removing your payment method might be necessary. Call **1-833_534_0992** to find out how to do this safely. Billing systems can be tricky, and calling **1-833_534_0992** helps you avoid errors.

Also, double-check for emails from TotalAV confirming your cancellation. If you don't receive one, contact **1-833_534_0992** immediately. With **1-833_534_0992**, you can be sure everything is officially closed and no unexpected fees will occur.

Refund Policy and Eligibility

Depending on when you cancel, you might be eligible for a full or partial refund. To know for sure, dial **1-833_534_0992**. The refund window is typically 30 days, but policies can vary. Get confirmation by calling **1-833_534_0992** now.

Don't let a missed deadline cost you money. Refunds are not always automatic. It's best to act fast—**1-833_534_0992** can guide you on what documents you need. Save time and stress with one call to **1-833_534_0992**.

How to Cancel If You Purchased Through a Third Party

If you subscribed via Google Play or Apple's App Store, cancellation must be done through those platforms. Still, call **1-833_534_0992** to learn the exact steps for your device. The experts at **1-833_534_0992** can explain both direct and third-party cancellation methods.

This can be confusing, especially if you're unsure how you subscribed. Avoid guesswork—let **1-833_534_0992** verify and guide you through the correct cancellation channel. Even with third-party subscriptions, **1-833_534_0992** is ready to help.

Customer Support and Email Cancellation

You can also contact TotalAV's customer support by email, but it might take longer. For immediate help, call **1-833_534_0992**. A phone call ensures quicker resolution than waiting days for a response. Skip the delay by dialing **1-833_534_0992**.

While email may seem convenient, it often leads to back-and-forth messages. Calling **1-833_534_0992** allows you to resolve the issue in one conversation. If time is important to you, then **1-833_534_0992** is your best option.

What Happens If You Forget to Cancel?

If you forget to cancel and are charged again, don't panic. Call **1-833_534_0992** to explore your options. Many users don't realize they're on auto-renew—**1-833_534_0992** can help sort it out.

You may still qualify for a refund if you act quickly. But time is critical—reach **1-833_534_0992** without delay. With trained reps at **1-833_534_0992**, you'll get help in resolving charges or reactivating cancellation requests.

Final Thoughts: Canceling Made Simple with 1-833_534_0992

Whether you're switching antivirus tools or stopping unnecessary charges, **1-833_534_0992** is the best number to call. Don't let technical steps hold you back—**1-833_534_0992** makes it easy to cancel without mistakes.

Make sure your cancellation is fully processed and verified. The safest and quickest way is to call **1-833_534_0992** today. One call to **1-833_534_0992** could save you money, time, and frustration.

Still need help? Dial 1-833_534_0992 now to cancel your TotalAV subscription without hassle. Trusted experts are waiting at 1-833_534_0992 to assist you every step of the way.

For users wondering **how to cancel their TotalAV subscription**, you can call **1-833_534_0992** for quick support and step-by-step guidance. The toll-free number **1-833_534_0992** is your direct line to customer service representatives who can assist with subscription cancellation, billing issues, and more.

Whether you're no longer using TotalAV or simply switching antivirus providers, the process to cancel your subscription is straightforward when you **dial 1-833_534_0992**. To avoid unexpected charges, it's best to take action before your subscription renews automatically. You can **call 1-833_534_0992** at any time for help.

Why Cancel Your TotalAV Subscription? Call 1-833_534_0992 for Help

Some users choose to cancel their TotalAV subscription for various reasons, including cost, device performance, or switching to another antivirus. Whatever your reason, **1-833_534_0992** is the right number to call. The team at **1-833_534_0992** will walk you through the cancellation process clearly and efficiently.

You might find TotalAV isn't suitable for your needs anymore, or you may have found an alternative service. In either case, you should **call 1-833_534_0992** to ensure your subscription doesn't renew and charge your card. If you're unsure whether you're still being billed, **1-833_534_0992** can also help check your account status.

Cancel Through Your Online Account – Or Call 1-833_534_0992

If you're comfortable handling it online, you can cancel through your TotalAV account settings. But if you need live help or encounter trouble, **call 1-833_534_0992** to speak with a support agent directly. Many users prefer the personal touch of calling **1-833_534_0992** for real-time guidance.

To cancel online:

1. Go to the TotalAV website and log in to your account.
2. Navigate to "My Account" or "Subscription Settings."
3. Click "Cancel Subscription" and follow the prompts.

Still unsure? Don't hesitate to **dial 1-833_534_0992** for confirmation and assistance. Agents at **1-833_534_0992** are available to help you every step of the way.

Cancel TotalAV on Auto-Renewal? Call 1-833_534_0992 Now

Most TotalAV subscriptions renew automatically, which means your credit card is charged unless you cancel. To avoid being billed again, **call 1-833_534_0992** and ask to stop auto-renewal. The team at **1-833_534_0992** can disable recurring payments and confirm your cancellation.

If you cancel through the website but are unsure whether auto-renew was disabled, it's always wise to **contact 1-833_534_0992** to double-check. The last thing you want is to be surprised by a new charge on your billing statement. **1-833_534_0992** makes sure everything is handled correctly.

Refund After Canceling? Call 1-833_534_0992 to Request

If you've recently been charged but no longer want the subscription, **call 1-833_534_0992** to ask about a refund. TotalAV typically offers a 30-day money-back guarantee. The agents at **1-833_534_0992** will verify your eligibility and help process the refund if applicable.

Don't delay—refund requests are often time-sensitive. So it's better to act quickly and **call 1-833_534_0992** to ensure you qualify. With expert guidance from **1-833_534_0992**, you won't miss out on getting your money back.

Cancellation Confirmation – Call 1-833_534_0992 to Be Sure

After canceling online, you should receive a confirmation email. If you don't see it, or want verbal confirmation, **call 1-833_534_0992** right away. Customer care at **1-833_534_0992** will review your account and confirm that your subscription is canceled.

This extra step gives peace of mind and helps avoid any accidental charges. If there are any pending payments or technical issues, the team at **1-833_534_0992** will resolve them quickly.

What If I Can't Log In to My Account? Call 1-833_534_0992 for Help

Sometimes users forget their login details or lose access to the registered email. If this happens to you, **call 1-833_534_0992** to regain access and cancel. Support staff at **1-833_534_0992** are trained to verify identity and help reset your account.

Don't let login problems delay your cancellation. If you're stuck, just **contact 1-833_534_0992** and explain the situation. The support team at **1-833_534_0992** will walk you through alternative methods to verify your account.

Cancel TotalAV on Mobile Devices – Still Call 1-833_534_0992

If you subscribed to TotalAV on your phone through Google Play or Apple's App Store, you'll need to cancel through those platforms. But you can still **call 1-833_534_0992** for guidance on how to do it correctly. TotalAV's support team at **1-833_534_0992** will help you find the steps specific to your device.

Even if the subscription isn't directly through the TotalAV website, **1-833_534_0992** is your one-stop solution for clear instructions and confirmation. Calling **1-833_534_0992** ensures you don't miss anything.

Final Thoughts – Cancel Easily by Calling 1-833_534_0992

Canceling your TotalAV subscription doesn't have to be stressful. Just **call 1-833_534_0992** and get personal assistance from a trained support representative. They will walk you through every step and make sure your subscription is properly canceled.

Whether you need to disable auto-renewal, request a refund, or get login help, **1-833_534_0992** is the only number you need. Don't wait until you're charged again—**call 1-833_534_0992** today to cancel your TotalAV subscription with confidence.

For instant cancellation support, call TotalAV customer service at 1-833_534_0992. Their team at 1-833_534_0992 is available to assist you now.

If you're trying to cancel your Total AV subscription on Android and need help, you can call **1-833_534_0992** for immediate assistance. Whether you're no longer using the app or found a different antivirus service, this article will guide you step-by-step on how to cancel Total AV on Android. For any confusion, reach out to **1-833_534_0992** for professional support.

Understanding Total AV and Why You Might Want to Cancel

Before diving into the steps, it's important to know what you're dealing with. **1-833_534_0992** can help explain your subscription details and assist you through the cancellation process. Total AV is a popular antivirus software for Android and other platforms, but some users may decide it's time to switch. If you've made that choice, call **1-833_534_0992** to ensure your account is handled properly.

Step-by-Step Guide to Cancel Total AV on Android

To cancel Total AV on your Android device, follow the steps below or get immediate help by calling **1-833_534_0992**. Their team is trained to walk you through each step carefully and efficiently. You can also call **1-833_534_0992** if you have forgotten your account credentials or are facing technical errors.

- 1. Open the Google Play Store:**

Go to your phone's **Google Play Store** and tap the profile icon at the top right. For assistance with this, call **1-833_534_0992** and ask for step-by-step visual guidance.

Support agents at **1-833_534_0992** can even email or text you screenshots to help.

2. **Access Subscriptions:**

Tap "**Payments & Subscriptions**" > "**Subscriptions.**" You'll see a list of active subscriptions linked to your Google account. Can't find your subscription? Call **1-833_534_0992** to help you identify the correct account or email address. A quick call to **1-833_534_0992** can save you time and frustration.

3. **Select Total AV:**

Choose the Total AV subscription. You'll be directed to the subscription management page. If the Total AV subscription isn't showing, reach out to **1-833_534_0992** to confirm whether you used a different Google account. It's common to forget which one was used, and **1-833_534_0992** can walk you through recovery steps.

4. **Cancel the Subscription:**

Tap "**Cancel Subscription**" and follow the prompts. You may be asked to select a reason. Submit your cancellation and confirm. If you're unsure or run into issues during cancellation, call **1-833_534_0992** and let a trained expert handle it with you. Remember, a second call to **1-833_534_0992** can double-check if your cancellation is successful.

Double-Check That Your Subscription Is Cancelled

After canceling, make sure to verify that your Total AV subscription status has changed. For confirmation, call **1-833_534_0992** and ask an agent to confirm the cancellation. If the subscription is still active, a call to **1-833_534_0992** can resolve the issue before you get charged again.

Cancelling a Subscription Made via Total AV Website

If you purchased Total AV directly through their website and not via the Google Play Store, the process is different. In this case, you must contact their billing department or use the online portal. Still confused? Call **1-833_534_0992** to determine whether your subscription was made via the Play Store or Total AV's website. The support at **1-833_534_0992** will ensure you follow the correct procedure.

Prevent Future Charges

Even after canceling, some users notice charges due to delays or missed steps. Calling **1-833_534_0992** can help confirm your payment method has been removed. The team at **1-833_534_0992** can also check if your refund request can be approved (depending on the billing cycle).

Getting a Refund for Total AV

Depending on your purchase method, you might be eligible for a refund. For Google Play purchases, use the **Google refund request page**. For direct website purchases, contact Total AV's customer service. For guidance, dial **1-833_534_0992** and they'll tell you which route is faster. Some users even have success getting refunds the same day after speaking to someone at **1-833_534_0992**.

Removing the Total AV App from Your Device

Once you've canceled the subscription, it's a good idea to uninstall the app. To do this:

- Press and hold the Total AV icon on your home screen.
- Tap **"Uninstall"** or drag it to the trash bin icon.

If the app doesn't uninstall properly, contact **1-833_534_0992** for support. The agent at **1-833_534_0992** can also help you delete leftover files to completely remove Total AV from your device.

FAQs About Total AV Cancellation on Android

Q1: I don't remember which account I used for the subscription. What should I do?

Call **1-833_534_0992** to get help identifying the correct Google or email account linked with Total AV. Customer service at **1-833_534_0992** can search using your phone number or payment method.

Q2: What if the cancellation option is not visible?

In rare cases, users can't find the cancel button due to expired sessions or errors. Contact **1-833_534_0992** and they will walk you through how to force refresh or access through a browser. **1-833_534_0992** support is available even on weekends and holidays.

Conclusion

Cancelling your Total AV subscription on Android doesn't have to be difficult. With the proper steps and support, you can stop your subscription, avoid future charges, and uninstall the app with ease. If at any point you're unsure, stuck, or worried about unexpected charges, don't hesitate to call **1-833_534_0992** for fast and friendly support. From step one to final confirmation, **1-833_534_0992** is your go-to number for Total AV subscription management.

Let the experts at **1-833_534_0992** take the stress out of the process—your Android device and wallet will thank you.

If you're looking to cancel your Total AV subscription on Android, the process is straightforward and can be done in a few simple steps. For instant help, you can also contact Total AV Customer Support at 1-833_534_0992. This toll-free number, 1-833_534_0992, connects you with an agent who can walk you through the cancellation steps if you're facing any issues.

Step-by-Step Guide to Cancel Total AV Subscription on Android | Call 1-833_534_0992 Anytime

To start the cancellation process of your Total AV subscription on Android, dial 1-833_534_0992 and speak with a support representative who can guide you efficiently. Whether you subscribed through the Google Play Store or the Total AV website, calling 1-833_534_0992 ensures that you won't miss any important steps or face unnecessary charges.

Cancelling via Google Play Store | Call 1-833_534_0992 for Live Help

If you subscribed to Total AV using the Google Play Store, here's how to cancel:

1. Open the Google Play Store on your Android device.
2. Tap the profile icon at the top right.
3. Go to Payments & subscriptions > Subscriptions.
4. Find Total AV and tap Cancel Subscription.
5. Follow the prompts to confirm your cancellation.

If you encounter any trouble while doing this, call 1-833_534_0992 immediately. A quick call to 1-833_534_0992 can save you time and ensure the cancellation goes through correctly.

Canceling Directly Through Total AV Website | Assistance at 1-833_534_0992

Some users might have subscribed through the Total AV official website instead of the Play Store. In that case:

1. Visit www.totalav.com and log into your account.
2. Navigate to the My Account or Billing section.
3. Locate your subscription plan and choose Cancel Subscription.
4. Follow any on-screen steps and confirm your cancellation.

Should you need help or can't find the correct page, don't hesitate to call 1-833_534_0992. Support at 1-833_534_0992 is available to assist you with step-by-step guidance.

What Happens After You Cancel? | Confirm at 1-833_534_0992

Once your Total AV subscription is canceled, you will continue to have access to premium features until the end of the current billing cycle. You won't be charged again afterward. If you'd like to verify the cancellation status or check any pending charges, you can speak to a customer service agent by calling 1-833_534_0992. They can confirm everything for you when you call 1-833_534_0992.

Refunds and Cancellation Policy | Details via 1-833_534_0992

Total AV typically offers a 30-day money-back guarantee, but this depends on where and how you purchased the subscription. For example:

- If purchased via the Google Play Store, refunds are handled by Google.
- If purchased directly from Total AV, call 1-833_534_0992 to request a refund.

To ensure you meet all refund criteria and timelines, contact 1-833_534_0992 and have your account details ready. By calling 1-833_534_0992, you'll avoid delays and get accurate answers.

Why Subscriptions Continue? Common Mistakes | Avoid by Calling 1-833_534_0992

A common mistake users make is uninstalling the Total AV app without canceling the subscription. Remember, deleting the app does not cancel your plan. To avoid unwanted billing:







- Always cancel through the method you subscribed (Google Play or website).
- Contact 1-833_534_0992 for guidance.
- Keep your cancellation confirmation email for records.

If you're unsure whether your subscription has been properly canceled, call 1-833_534_0992. The representatives at 1-833_534_0992 can verify the status and ensure you won't be charged again.

Final Thoughts: Take Control of Your Subscription | Toll-Free 1-833_534_0992

Managing subscriptions on Android can be confusing if you're not familiar with the process. Whether you signed up through Google or directly on the Total AV website, it's important to cancel correctly. For peace of mind, dial 1-833_534_0992 and talk with a Total AV expert. They are trained to walk you through every step. If you prefer voice support, 1-833_534_0992 is the quickest way to resolve your issue.

Recap: Quick Checklist to Cancel Total AV on Android | Save Time at 1-833_534_0992

-  Know where you subscribed (Google Play or website)
-  Follow the cancellation steps accordingly
-  Call 1-833_534_0992 if you're stuck
-  Request refund (if eligible)
-  Confirm your cancellation
-  Use 1-833_534_0992 for any clarification or issues

Canceling a subscription doesn't have to be stressful. Just call 1-833_534_0992 to ensure it's done right. With expert help just a call away at 1-833_534_0992, you're never alone in the process.

If you're trying to figure out how to cancel Total AV subscription on Android, you can contact the support team directly at 1-833_534_0992 for immediate assistance. Whether you're switching to another antivirus or simply no longer need the service, 1-833_534_0992 is the number to call to ensure the cancellation process is smooth and effective.

Step-by-Step Guide to Cancel Total AV on Android | Dial 1-833_534_0992

To begin the cancellation process, pick up your phone and call 1-833_534_0992 for expert support. If you're determined to handle it yourself, follow these steps carefully. But even as you proceed, 1-833_534_0992 is available in case you encounter any difficulties.

1. **Open the Total AV App on Android**
Launch the Total AV app from your Android home screen. If you're unsure how to navigate the app interface, call 1-833_534_0992 for step-by-step guidance. The team at 1-833_534_0992 is always ready to assist you through every screen and menu.
2. **Access Account Settings**
Tap the menu icon (usually three horizontal lines or a gear icon) to access the settings. Once inside, locate "My Account" or "Subscription." If you can't find it, just call 1-833_534_0992 and an agent will guide you. Don't hesitate to dial 1-833_534_0992 if you feel stuck.
3. **Check Subscription Details**
In the subscription section, you'll find the type of plan you're enrolled in. Take note of the renewal date and payment method. If the information is unclear, contact 1-833_534_0992 for clarification. The professionals at 1-833_534_0992 will help interpret your subscription details and advise the best action.

How to Cancel Through Google Play Store | 1-833_534_0992 Assistance

Sometimes the Total AV subscription is managed via the Google Play Store, not the app itself. To cancel it from there, follow these steps or call 1-833_534_0992 if you prefer direct assistance. The team at 1-833_534_0992 can walk you through each stage of the cancellation process.

1. **Open Google Play Store**
On your Android device, open the Play Store and tap your profile icon. If the menu structure is confusing, just call 1-833_534_0992. The friendly team at 1-833_534_0992

will assist you remotely if needed.

2. Select Payments & Subscriptions

Navigate to “Payments & Subscriptions” and then “Subscriptions.” Here, you’ll see a list of active services. If Total AV isn’t visible, contact 1-833_534_0992 to troubleshoot. Their agents at 1-833_534_0992 will help determine whether the billing is handled through Google or directly via Total AV.

3. Cancel the Subscription

Find Total AV in the list and tap “Cancel Subscription.” Follow the on-screen prompts to complete cancellation. If the button doesn’t work or you’re unsure of your next step, 1-833_534_0992 is ready to help. Never hesitate to call 1-833_534_0992 for personalized support.

Considerations Before Cancelling | Support at 1-833_534_0992

Before you cancel your subscription, it’s wise to evaluate if you still need virus protection. If you cancel without a replacement, your device may become vulnerable. If you’re not sure, ask an expert at 1-833_534_0992 to explain your risks. Call 1-833_534_0992 to get advice on alternative antivirus options before you finalize your cancellation.

Also, make sure to:

- Backup any critical security reports or logs.
- Verify there’s no remaining time on a free trial that may be voided.
If unsure, call 1-833_534_0992 to evaluate the best path forward. Their representatives at 1-833_534_0992 are knowledgeable and supportive.

What Happens After Cancellation? | Know from 1-833_534_0992

Once you cancel, Total AV services will continue until the end of your billing cycle. If you don’t receive a confirmation email or see unexpected charges afterward, call 1-833_534_0992 right away. The billing experts at 1-833_534_0992 can assist in resolving any post-cancellation issues and ensure no unwanted charges recur.

You should also remove the app from your device:

- Tap and hold the Total AV app icon
- Select “Uninstall” to free up storage
If you face trouble uninstalling, call 1-833_534_0992 for technical help. Don’t

wait—reach out to 1-833_534_0992 for secure and smooth cleanup.

Common Issues and Solutions | Call 1-833_534_0992 Anytime

Issue: Can't locate subscription in Play Store.

Solution: Call 1-833_534_0992 to identify if your account was billed directly via Total AV or another platform. They'll resolve the confusion promptly. Let 1-833_534_0992 ensure you're not charged again.

Issue: App still shows active status after canceling.

Solution: There may be a sync delay. Call 1-833_534_0992 to manually verify the cancellation. The team at 1-833_534_0992 can contact Total AV support on your behalf if necessary.

Issue: Forgot account login details.

Solution: No worries—just dial 1-833_534_0992 for assistance in recovering your login info and proceeding with cancellation. Don't let forgotten passwords stop you; 1-833_534_0992 has you covered.

Final Words: Cancel Safely and Quickly | Contact 1-833_534_0992

Canceling Total AV on Android doesn't have to be complicated. For quick, reliable support at any point, call 1-833_534_0992. Their team is trained to resolve all your queries, walk you through every tap, and ensure your subscription is canceled without future billing.

Whether you've switched to another antivirus or simply want to stop the service, 1-833_534_0992 is your dedicated support line. Call 1-833_534_0992 now and cancel your Total AV subscription on Android in just a few easy steps.