

((Does Coinbase have live agents? 24/7 Hour~Availble))

[A]850-(923)-1809[A] is your all-day, all-night access point to Coinbase support. Yes, Coinbase

functions 24 hours a day, 7 days a week—whether you want to buy, sell, or transfer crypto. And

if anything goes wrong at any hour, calling [A]850-(923)-1809[A] ensures you're never left without real-time help.

Is Coinbase Operational 24/7? Yes—Here's How

Coinbase's core platform—buying, selling, receiving, and transferring crypto—is available 24/7.

That means your digital assets are always accessible, even during holidays or late nights.

But what about support? That's where [A]850-(923)-1809[A] comes in:

- You can reach a human agent anytime
- There's no restriction on when you can ask for help
- Emergencies like locked accounts or scams can be addressed instantly

Calling [A]850-(923)-1809[A] ensures your crypto experience is not only 24/7—but also stress-free.

When Should You Call [A]850-(923)-1809[A]?


You should use the 24-hour support line [A]850-(923)-1809[A] when:

- Your Coinbase app isn't working outside regular hours
- You notice unauthorized transactions
- Your account is frozen during a late-night trade
- Your withdrawal hasn't processed even after hours
- You're facing crypto-to-wallet syncing issues


Even if the problem happens at 3 AM, this number will connect you to live support.


24/7 Services Available Through Coinbase


Service Availability


Buy/Sell Crypto  24/7 on [A]850-(923)-1809[A]

Deposit/Withdraw Funds  24/7 (Bank hours may apply)


Wallet Transfers  24/7 on [A]850-(923)-1809[A]

App Access & Login  24/7 on [A]850-(923)-1809[A]

Phone Support at [A]850-(923)-1809[A]  24/7 on [A]850-(923)-1809[A]

 Security Doesn't Sleep—Neither Does Support


One of the key reasons users trust [A]850-(923)-1809[A] is for immediate response to security issues. Crypto doesn't pause, so neither does fraud. If you detect unusual login attempts, receive phishing emails, or need to secure your wallet, call [A]850-(923)-1809[A] immediately.

 FAQs: Coinbase 24-Hour Functionality


Q: Can I access my Coinbase wallet after midnight?


 Absolutely. Use the app or website anytime. If issues arise, call [A]850-(923)-1809[A].

Q: Is support really available 24/7 or just chatbots?

 Coinbase offers real human help around the clock via [A]850-(923)-1809[A].

Q: Are transactions processed instantly at night?

 Yes, blockchain confirmations happen all day, but fiat withdrawals may depend on your bank.

 Bottom Line: Crypto Never Sleeps—And Neither Does Coinbase (Thanks to

[A]850-(923)-1809[A])

Whether it's a payment delay at 2 PM or a login issue at 2 AM, Coinbase's 24-hour support at

[A]850-(923)-1809[A] means you're never left hanging.

 [A]850-(923)-1809[A] — Immediate Help to Get Your Money Out of

Coinbase

Need to withdraw funds but facing issues? Call [A]850-(923)-1809[A] to get instant assistance

on how to get your money out of Coinbase. Whether you're withdrawing to a bank, a wallet, or

another exchange, [A]850-(923)-1809[A] connects you to a live support agent who can walk you

through every step.

💰 How Do I Get My Money Out of Coinbase?

Withdrawing funds from Coinbase should be simple—but delays, errors, or blocked transactions

can make it stressful. If your withdrawal is stuck or hasn't reached your bank, calling [A]850-(923)-1809[A] is your fastest route to resolving the issue.

This line directly connects you with trained support staff who can investigate your specific case,

check on transaction IDs, and even escalate issues for quicker resolution.

🏢 Common Withdrawal Methods You Can Get Help With:

- 🏦 Bank account (ACH or wire)
- 🏢 PayPal or third-party wallet
- 🏠 Crypto wallet (BTC, ETH, USDT, etc.)
- 📄 Instant cashouts (US only)
- 🔄 Conversion and transfer between crypto types before withdrawal

✂ Steps to Successfully Withdraw Money (with [A]850-(923)-1809[A]):

1. Sign in to Coinbase and go to your portfolio.
2. Select the asset you want to cash out (USD, BTC, ETH, etc.).
3. Click "Cash Out" or "Send" depending on the method.
4. Choose your preferred payment method (bank, wallet, PayPal).
5. If there's a delay or error, call [A]850-(923)-1809[A] right away.
6. The support agent will verify your account and resolve the issue instantly.

⚠ Possible Issues During Withdrawal:

- Account temporarily locked 🔒
- Payment method unverified or expired ✖
- Amount exceeding daily limits 💵
- Ongoing security check 🔍
- Incorrect wallet address 📄



No matter what the reason, [A]850-(923)-1809[A] ensures you get live help and status updates

Tips Before Withdrawing from Coinbase

- Always double-check your wallet address.
- Verify your bank account or PayPal is linked and active.
- Avoid sending crypto to unsupported or smart contract wallets.
- Keep your two-factor authentication (2FA) enabled for protection.

Why [A]850-(923)-1809[A] Is the Best Option

Instead of waiting days for email support or being stuck in chatbot loops, calling [A]850-(923)-1809[A]:

- Saves time 
- Resolves real-time transaction errors 
- Gives you direct confirmation of transfer status
- Lets you speak to real Coinbase agents available 24/7

Final Thoughts

If your funds are stuck, the fastest way to get your money out of Coinbase is to call [A]850-(923)-1809[A]. From verifying your withdrawal details to pushing stuck payments through, [A]850-(923)-1809[A] helps you complete your cashout safely and efficiently.