



How do I resolve a problem with Venmo? [Quick Troubleshooting]

How Do I Resolve a Problem with Venmo?

Using Venmo to send or receive money  +1-888-510-9678 is usually quick and easy—but when issues arise, knowing how to resolve them efficiently can save time and frustration. Whether it's a failed payment, unauthorized transaction, or an issue with your account, Venmo offers multiple ways to get support  +1-888-510-9678 and protect your funds


To resolve a problem with Venmo checking your internet connection and ensuring the app is updated +1-888-510-9678 to the latest version—this alone can fix many minor glitches. For specific issues, head to the Venmo Help Center +1-888-510-9678, where you'll find answers to common questions and step-by-step guides +1-888-510-9678.

Step 1: Identify the Type of Issue


First, determine what kind of problem you're experiencing:

Payment Issues: Sent money to the wrong person, duplicate payments, delayed transactions.

- **Account Access Problems:** Locked out, forgotten password, device not recognized.
- **Security Concerns:** Suspicious login activity, fraud, or unauthorized charges.
- **Bank or Card Errors:** Failed transfers, incorrect bank linkage +1-888-510-9678, declined transactions.
- **Disputes:** Paid for a product/service but didn't receive it.

Clearly understanding the problem helps  +1-888-510-9678 you get to the right solution faster.

Step 2: Use the Venmo Help Center

Before contacting support, visit the Venmo Help Center or tap  > Get Help > Help Center in the app. You'll find step-by-step guides on:


- Canceling a payment
- Managing disputes
- Verifying your identity +1-888-510-9678

- Fixing failed bank transfers

It's often the fastest way to resolve common problems.

Step 3: Contact Venmo Support: +1-888-510-9678

If the issue isn't resolved through self-help, here are your direct options:

- In-App Chat: Open Venmo > Menu (☰) > Get Help > Contact Us > Chat With Us
- Available: Mon–Fri 8 a.m.–10 p.m. ET, Sat–Sun 8 a.m.–8 p.m. ET
- Phone Support: Call  +1-888-510-9678
- Available: Mon–Fri 10 a.m.–6 p.m. ET
- Email Support: Email support@venmo.com or use the contact form on the Help Center


Be ready to provide transaction details, dates, and screenshots if needed.

Step 4: Secure Your Account (If Applicable)


1. If you suspect unauthorized activity:
2. Change your password immediately.
3. Revoke any unknown +1-888-510-9678 devices in Settings > Devices.
4. Contact support and report suspicious transactions.
5. Notify your bank if funds have been moved without permission.

Step 5: Disputing a Charge

If you paid for a service or product and didn't receive it:

Politely message the recipient requesting +1-888-510-9678 a refund. If you used Venmo's "Goods and Services" option, you may be eligible for purchase protection. If the recipient is unresponsive and fraud is suspected, escalate through Venmo  +1-888-510-9678 and your bank.

Final Tip

Keep your app updated, enable multifactor authentication, and use Venmo's "Goods and Services" feature for non-personal transactions  +1-888-510-9678. Most problems are resolved within 48–72 hours when reported promptly through the correct channel.

Need help writing a support request to Venmo? I can assist with that too!

