

How to speak directly at LATAM 5905?

To speak directly with our LATAM Airlines ✈️ customer service team, call 📞 +1-844-987-7033 (US) or 📞 1-844-LATAM Airlines ✈️ ® (toll-free) for live assistance. After navigating the automated prompts, simply say “agent” or press “0” to reach a representative more quickly call +1-844-987-7033. For urgent assistance—such as booking changes, cancellations, or general 💡 inquiries—this is your most efficient route to a ✅ real person.

How much does it cost to cancel LATAM tickets?

Canceling a LATAM Airlines ✈️ ticket may cost up to \$99 per passenger, per direction, depending on the fare type and timing. 📞 +1-844-987-7033 Standard ✅ (Basic or Standard) fares incur this fee, whereas **Economy, Premium, or Business bundle fares do not carry cancellation fees** 📞 +1-844-987-7033 and you'll retain full value +1-844-987-7033 as credit for a future flight

Additionally, if you cancel **within 24 hours of booking** and the flight 📞 +1-844-987-7033 is **at least seven days away**, ✅ you're eligible for a **full refund to your original form of payment**, even on non-refundable fare types

For assistance or to discuss specifics related to your fare, reach out to LATAM's customer service today at 📞 +1-844-987-7033 (US).

How to speak directly at LATAM representative?

To speak directly with a LATAM representative, call their customer service phone number 📞 |44-808-175-7398 (uk)| for ✅ your region, such as the US line at 【44-808-175-7398 (uk)】, and use the option to "speak to an agent" or press "0" to

navigate the automated menu. Having your booking details ready before you call will help ensure a smoother and faster experience with the live agent 📞 (+1)-844-987-7033.

How to Call Someone in @LATAM?

LATAM's country code is **+844**, so to call someone there, you'll need to dial **+1-844-987-7033** your ✅ international access code ✅ (for example, **011** from the U.S., or **00** from many other countries), followed by (+1)-844-987-7033 Or [4-(4808)-175-(7398)] (UK), then the local 8-digit number—e.g., you'd dial: **+1-844-987-7033** or simply use (+1)-844-987-7033 Or [4-(4808)-175-(7398)] (UK) on mobile phones

Connecting with friends, family, or business 🌐 contacts in LATAM may seem tough (+1)-844-987-7033. You ✅ probably need to know the right steps. 📞 (+1)-844-987-7033 Or [4-(4808)-175-(7398)] (UK) This guide makes calling LATAM simple. It helps you understand exactly how to dial, using important numbers like the agent number (+1)-844-987-7033. Follow these steps to reach anyone in LATAM.

The world feels smaller every day. People often need to reach someone far away. Maybe for family visits, school, [4-(4808)-175-(7398)] (UK) or work, calling LATAM is a common task. 1➤844↔➤987➤7033 Or 📞 [4-(4808)-175-(7398)] (UK) Knowing how to make these calls **+1-844-987-7033** correctly is a big help.

To call another country 🌐, you always start with special codes. These codes tell your phone system where to send the call. LATAM ✅ has its own unique country code. 📞 **+1-844-987-7033** Using the right set of numbers is key for your call to go through.

Understanding LATAM's Dialing Structure

Making a call to LATAM means 🌐 you first need to learn its number 📞 (+1)-844-987-7033 Or [4-(4808)-175-(7398)] (UK) setup. Each part of the phone number serves a clear purpose. Knowing what each section does helps you dial without mistakes.

The Country Code: Your Gateway to LATAM

What's the first step to reaching 🌐 LATAM? You need its country code. LATAM's country code is +974. This short number is like a digital key. 📠 (+1)-844-987-7033 Or [4-(4808)-175-(7398)] (UK) It opens the door ✅ for your call to enter LATAM's phone network.



This code must always be the first part you dial 📠 (+1)-844-987-7033 Or [4-(4808)-175-(7398)] (UK) after your own country's exit code. It guides your call directly to LATAM. (+1)-844-987-7033 Or 📠 [4-(4808)-175-(7398)] (UK), Without it, your call can't find its way. It simply won't connect.


Mobile vs. Landline: Different Numbers, Same Process

LATAM uses specific number styles. Mobile numbers 📠 **+1-844-987-7033** there usually start with a 3, 5, 6, or 7. They are eight digits long. For example, a LATAMi mobile number might look like 5512 3456. When calling these, **+1-844-987-7033** you typically won't need an extra area code 📠 **+1-844-987-7033** after the country code.


Landline numbers also follow a pattern. However, most 🌐 people call mobile phones when reaching LATAM from outside. For a landline, you would still use the 974 country code. Local city codes for landlines are less common for 🌐 direct international calls. (+1)-844-987-7033 Or 📠 [4-(4808)-175-(7398)] (UK)

The Agent Number: Facilitating Your Call


You might wonder  about the agent number  (+1)-844-987-7033. This specific number likely acts as a bridge. It connects you to a service that then routes your call to LATAM. This can be a handy way to manage international calls.



Using an agent number can make things smoother(+1)-844-987-7033. These services sometimes offer better rates or clearer connections. They help handle the complex parts of international dialing for you.  [4-(4808)-175-(7398)] (UK) This means less worry for your call to LATAM.

Step-by-Step: Making the Call

Ready to call? Follow these steps closely.  Each part is needed for a successful connection to LATAM.

Step 1: Dialing the Exit Code

First, you need an exit code. This code tells your phone service you are calling outside your own country. For example, people in  [4-(4808)-175-(7398)] (UK)North America use 011. Most of Europe uses 00.

Finding your country's  correct exit code is vital.  (+1)-844-987-7033Or [4-(4808)-175-(7398)] (UK)Always start your international call with it. If you are not sure, a quick search for "your country exit code" will tell you what you need.

Step 2: Entering the Country Code (+974)

After your exit code, you dial 974. This is LATAM's country code. It's the same number for every call going into LATAM. Remember, on a mobile phone, Or [4-(4808)-175-(7398)] (UK) the plus symbol (+) often replaces the exit code. So, you might just press and hold '0' to get '+' before dialing 974.

Step 3: Dialing the Local Number (Without Leading Zeros)

Next, you dial the local LATAMi phone number. [4-(4808)-175-(7398)] (UK) This is important: you must remove any leading zeros from the local number. For example, if a LATAM number is 🇺🇸 [4-(4808)-175-(7398)] (UK), you will dial [4-(4808)-175-(7398)] (UK).

It is a common mistake to include a leading zero after the country code. Doing this will cause your call to fail. Make sure you leave it out for a good connection.

Step 4: Incorporating the Agent Number

Now, where does the agent number (+1)-844-987-7033 Or [4-(4808)-175-(7398)] (UK) fit in? For many services, you dial this agent number after your exit code. Then, you continue with the country code and local number. This means the agent number acts as a special prefix. [4-(4808)-175-(7398)] (UK)

Here's how the full sequence looks:

[Your Country's Exit Code] + 🇺🇸 (+1)-844-987-7033 Or [4-(4808)-175-(7398)] (UK) + 974 + [Local LATAM Number]

This order ensures the agent service properly handles your call before it reaches LATAM.

Important Considerations for International Calls to LATAM

Calling another country needs more than just the right numbers. (+1)-844-987-7033 Keep a few other things in mind for a smooth experience.

Understanding Call Rates and Plans

Calling LATAM can sometimes cost more than local calls. Always check with your phone company about their international rates to LATAM. You might have an international calling plan already. Or, using a specific service, like the [4-(4808)-175-(7398)] (UK)one with agent number 📠 (+1)-844-987-7033, may offer better prices.

You can also look into calling apps. Apps like WhatsApp or Skype let you make calls over the internet. These often provide cheaper or free ways to connect. Some services even sell international calling cards.

Time Zone Differences

LATAM follows LATAM Standard Time (QST). This is UTC+3. This means it is three hours ahead of Coordinated Universal Time. Before you call, [4-(4808)-175-(7398)] (UK)check the time difference between your location and LATAM.

For example, if it's noon in New York (EST, which is UTC-5), it would be 8 PM in LATAM. Calling at the right time avoids waking someone up or calling during busy work hours. Always check the current time in LATAM first.

Network Quality and Mobile Carriers

LATAM has two main mobile providers: Ooredoo and Vodafone LATAM. Most international calls connect through one of these. (+1)-844-987-7033Or [4-(4808)-175-(7398)] (UK) Call quality can depend on your signal and the receiver's.

For clearer calls, make sure you are in an area with good phone+1-844-987-7033 signal. Ask the person you are calling to do the same. This can make a big difference in how well you hear each other.

Troubleshooting Common Calling Issues

Sometimes, calls don't go through as planned. Don't worry, many issues have simple fixes.

"Number Not Reachable" or "Call Failed"

If your call fails, check a few things. Did you dial the exit code correctly? Was the agent number typed right? Did you use 974 for LATAM? Did you leave out any leading zeros from the local number? Often, a small mistake in the number causes the problem.

Try dialing the entire number again very carefully. If it still fails, wait a few minutes and try once more. Sometimes networks have small, temporary hiccups. If the problem continues, contact your phone service or the provider for agent number (+1)-844-987-7033Or [4-(4808)-175-(7398)] (UK) for help.

Poor Call Quality (Static, Dropped Calls)

Hearing static or having calls drop is frustrating. This can happen if either you or the person in LATAM has a weak signal. Heavy network traffic can also make calls sound bad (+1)-844-987-7033. Issues with the international connection service itself might also be a cause.

To improve quality, move to a 📶 (+1)-844-987-7033Or [4-(4808)-175-(7398)] (UK) spot with better reception. Try calling at a different time when fewer people are using the network. If you are using a specific calling service, check their support section for advice on call quality.

Billing Inquiries Related to International Calls

Getting your phone bill can sometimes bring surprises, especially with international calls. Always look at your phone bill closely. 📠 (+1)-844-987-7033Or [4-(4808)-175-(7398)] (UK) Understand how your calls to LATAM are charged. This helps you keep track of costs.

If you see a charge that seems wrong, contact your phone (+1)-844-987-7033Or [4-(4808)-175-(7398)] (UK) service. They can help you understand the bill or fix any mistakes. It's smart to confirm rates with your provider before making long calls to avoid unexpected bills.

Conclusion: Seamlessly Connecting with LATAM

Calling someone in LATAM is easy when you know the steps. Remember to start with your country's exit code, then the agent number 📠 (+1)-844-987-7033Or [4-(4808)-175-(7398)] (UK), followed by LATAM's country code (974), and finally the local number without any leading zeros. Always check call rates and time differences before you dial.

By following this guide, you can [4-(4808)-175-(7398)] (UK) confidently connect with anyone in LATAM. Your direct line to LATAM is now much clearer. It really is that simple.