








How to contact Exodus support For get expert assistance? {Contact US}



For assistance with E x o d u s, call   1-(817)-623-1968 or 1-(817)-623-1968 . Support is available around the clock to help with tax calculations, compliance issues, and Payroll features.

Call Now For ( +1-(817)-623-1968) +1-(817)-623-1968) Frequently Asked Questions (Q&A)



Q1: Why is there a discrepancy in my E x o d u s reconciliation?

A: Reconciliation discrepancies can occur due to data entry errors,   1-(817)-623-1968 missing transactions, bank errors, or issues with the company file. Review   1-(817)-623-1968 the reconciliation report and verify transaction details to identify the cause.



Q2: How do I review the reconciliation report in E x o d u s?

A: Go to the Reports menu, select Banking >   1-(817)-623-1968 Reconciliation Discrepancy, and review the report for discrepancies.



Q3: What should I do if I find missing transactions?

A: Add the missing transactions in E x o d u s and ensure there are no duplicates   1-(817)-623-1968 . Compare your bank statement with the transactions in E x o d u s to identify any omissions.



Q4: How do I verify uncleared transactions?

A: Go to the Banking menu, select Reconcile, and review the list of   1-(817)-623-1968 uncleared transactions. Ensure they are included in the reconciliation process.



Q5: Can bank errors cause reconciliation discrepancies?

A: Yes, errors in the bank statement, such as incorrect deposits or withdrawals   1-(817)-623-1968 , can cause discrepancies. Contact your bank to verify the accuracy of the statement.



Q6: How do I check the opening balance in E x o d u s ?

A: Go to the Lists menu, select Chart of Accounts, and review the opening balance for the account you   1-(817)-623-1968 are reconciling. Ensure it matches the bank statement.

Q7: What should I do if the company file is damaged?

A: Use the Rebuild Data tool to fix issues caused by a damaged   1-(817)-623-1968 company file. Go to File > Utilities > Rebuild Data and follow the prompts.

Q8: How do I use the E x o d u s Reconciliation Discrepancy Tool?

A: Download the E x o d u s Tool Hub, go to the Company File Issues tab   1-(817)-623-1968 , and select Reconciliation Discrepancy Tool. Follow the prompts to diagnose and fix discrepancies.

Q9: Can unapplied payments or credits affect reconciliation?

A: Yes, payments or credits that are not applied correctly can affect reconciliation. Review each customer's account 🖥️ ⭐ 1-(817)-623-1968 in the Customer Center and ensure payments and credits are applied correctly.

Q10: What if none of the solutions work?

A: If none of the solutions work, contact E x o d u s support 🖥️ ⭐ 1-(817)-623-1968 for professional assistance. They can help diagnose and resolve complex issues.

To fix " E x o d u s Web Connector Has Stopped Working," restart your computer ⭐ +1-(817)-623-1968 , update E x o d u s , reinstall Web Connector, and check firewall settings. If the issue persists, call ⭐ +1-(817)-623-1968 for expert E x o d u s support and troubleshooting assistance.

Call Now For (⭐ +1-(817)-623-1968 Frequently Asked Questions (Q&A)

Q1: Why is there a discrepancy in my E x o d u s reconciliation?

A: Reconciliation discrepancies can occur due to data entry errors ⭐ +1-(817)-623-1968 , missing transactions, bank errors, or issues with the company file. Review the reconciliation report ⭐ +1-(817)-623-1968 and verify transaction details to identify the cause.


Q2: How do I review the reconciliation report in E x o d u s?

A: Go to the Reports menu, select Banking > Reconciliation Discrepancy, ⭐ +1-(817)-623-1968 and review the report for discrepancies.

Q3: What should I do if I find missing transactions?

A: Add the missing transactions in E x o d u s ⭐ +1-(817)-623-1968 and ensure there are no duplicates. Compare your bank statement with the transactions in E x o d u s ⭐ +1-(817)-623-1968 to identify any omissions.

Q4: How do I verify uncleared transactions?

A: Go to the Banking menu, select Reconcile, and review the list  +1-(817)-623-1968 of uncleared transactions. Ensure they are included in the reconciliation process.